
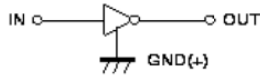
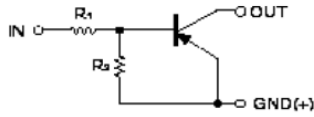


PNP Digital Transistors (Built-in Resistors)



1. IN
2. GND
3. OUT

SOT-323

Features

- Moisture sensitivity level 1
- Halogen free and RoHS compliant
- Surface mount package ideally suited for automatic insertion

Application

- Signal amplification
- Switching circuit

Mechanical data

- **Package:** SOT-323
- **Terminals:** Tin plated leads, solderable per J-STD-002 and JESD22-B102

■ Maximum Ratings ($T_a=25^\circ\text{C}$ Unless otherwise specified)

| Item | Symbol | Unit | Conditions | Value |
|--------------------------------|-----------|------------------|------------|-------------|
| Device marking code | | | | E11A |
| Collector-base voltage | V_{CC} | V | | -50 |
| Collector-emitter voltage | V_{IN} | V | | -10 to +5 |
| Collector current | I_o | mA | | -500 |
| Power dissipation | P_D | mW | | 200 |
| Operation junction temperature | T_J | $^\circ\text{C}$ | | -55 to +150 |
| Storage temperature | T_{STG} | $^\circ\text{C}$ | | -55 to +150 |



DDTA113ZUA

RoHS
COMPLIANT

■ Electrical Characteristics (T_a=25°C Unless otherwise specified)

| Item | Symbol | Unit | Conditions | Min | Typ | Max |
|----------------------|--------------------------------|------|---|------|-----|------|
| Input voltage | V _{I(off)} | V | V _{CC} =-5V, I _C =-100μA | -0.3 | | |
| | V _{I(on)} | V | V _O =-0.3V, I _C =-20mA | | | -3 |
| Output voltage | V _{O(on)} | V | I _O / I _I = -50mA / -2.5 mA | | | -0.3 |
| Input current | I _I | mA | V _I =-5V | | | -7.2 |
| Output current | I _{O(off)} | μA | V _{CC} =-50V, V _I =0 | | | -0.5 |
| DC current gain | G _I | | V _O =-5V, I _O = -50mA | 80 | | |
| Input resistance | R ₁ | kΩ | | 0.7 | 1 | 1.3 |
| Resistance ratio | R ₂ /R ₁ | | | 8 | 10 | 12 |
| Transition frequency | f _T | MHz | V _{CE} =-10V, I _E =-5mA, f=100MHz | | 200 | |

■ Thermal Characteristics

| Parameter | Symbol | Unit | Value |
|---|----------------------------------|------|-------|
| Thermal resistance, junction-to-ambient | R _{θJ-A} ⁽¹⁾ | °C/W | 625 |
| Thermal resistance, junction-to-case | R _{θJ-C} ⁽¹⁾ | °C/W | 500 |

Note:

(1) Device mounted on PCB, single-sided copper, with standard footprint

■ Characteristics

Fig 1: Input Voltage (On) Characteristics

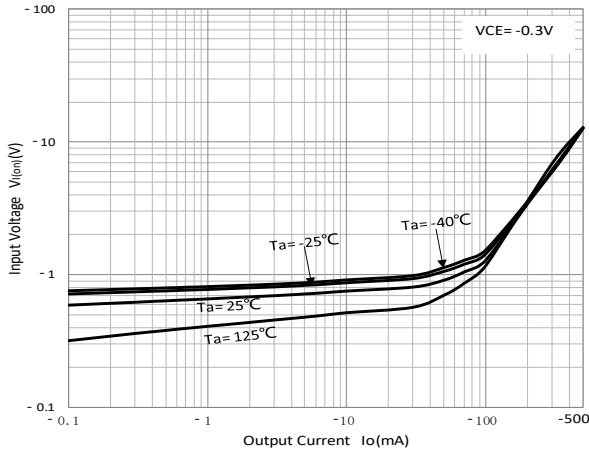


Fig 2: Input Voltage (Off) Characteristic

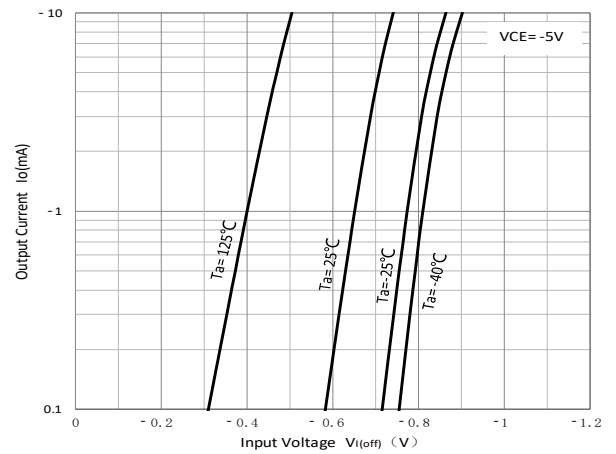


Fig 3: DC Current Gain Characteristics

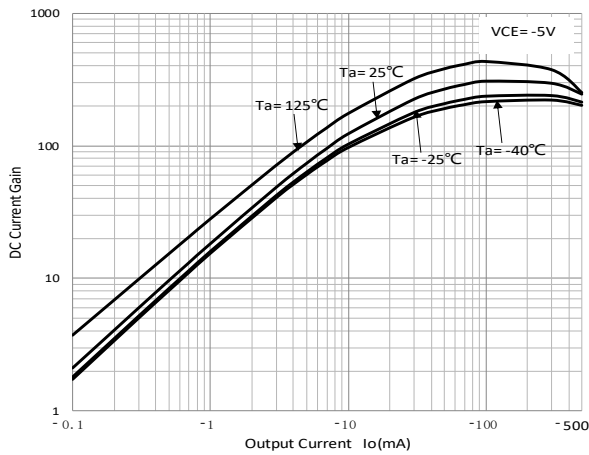


Fig 4: Output Voltage Characteristics

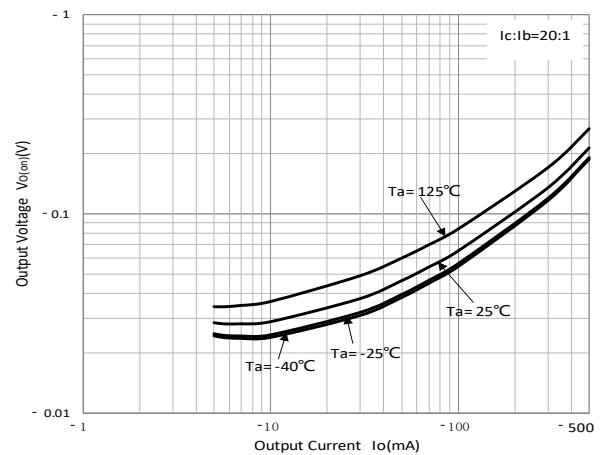
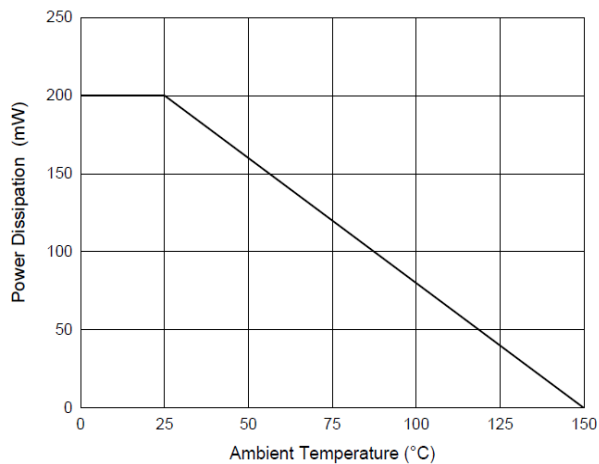


Fig 5: P_D - T_a Curve





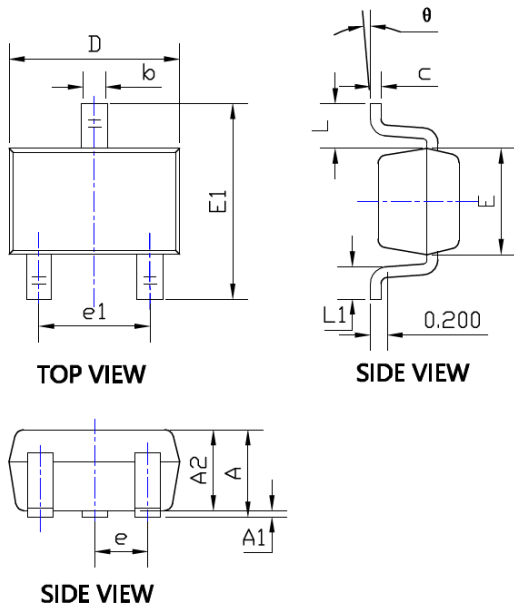
DDTA113ZUA

RoHS
COMPLIANT

■ Ordering Information

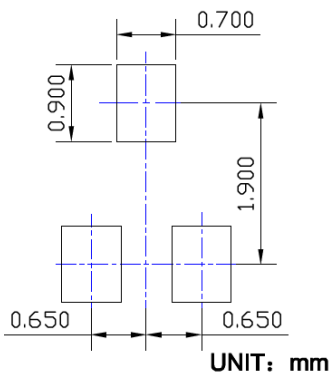
| Preferred P/N | Packing code | Unit weight(g) | Minimum package(pcs) | Inner box quantity(pcs) | Outer carton quantity(pcs) | Delivery mode |
|---------------|--------------|-------------------|----------------------|-------------------------|----------------------------|---------------|
| DDTA113ZUA | F2 | Approximate 0.005 | 3000 | 30000 | 120000 | 7" reel |

■ Outline Dimensions



| SYMBOL | DIMENSIONS | | | |
|----------|------------|-------|------------|-------|
| | INCHES | | Millimeter | |
| | MIN. | MAX. | MIN. | MAX. |
| A | 0.035 | 0.043 | 0.900 | 1.100 |
| A1 | 0.000 | 0.004 | 0.000 | 0.100 |
| A2 | 0.035 | 0.039 | 0.900 | 1.000 |
| b | 0.006 | 0.016 | 0.150 | 0.400 |
| c | 0.004 | 0.010 | 0.100 | 0.250 |
| D | 0.071 | 0.087 | 1.800 | 2.200 |
| E | 0.045 | 0.053 | 1.150 | 1.350 |
| E1 | 0.085 | 0.096 | 2.150 | 2.450 |
| e | 0.026TYP | | 0.650TYP | |
| e1 | 0.047 | 0.055 | 1.200 | 1.400 |
| L | 0.021REF | | 0.525REF | |
| L1 | 0.010 | 0.018 | 0.260 | 0.460 |
| θ | 0° | 8° | 0° | 8° |

■ Suggested Pad Layout





Disclaimer

The information presented in this document is for reference only. Yangzhou Yangjie Electronic Technology Co., Ltd. reserves the right to make changes without notice for the specification of the products displayed herein to improve reliability, function, or design or otherwise.

The product listed herein is designed to be used with ordinary electronic equipment or devices, and not designed to be used with equipment or devices which require high level of reliability and the malfunction of which would directly endanger human life (such as medical instruments, transportation equipment, aerospace machinery, nuclear-reactor controllers, fuel controllers and other safety devices), Yangjie or anyone on its behalf, assumes no responsibility or liability for any damages resulting from such improper use of sale.

This publication supersedes & replaces all information previously supplied. For additional information, please visit our website [http:// www.21yangjie.com](http://www.21yangjie.com) , or consult your nearest Yangjie's sales office for further assistance.